

CENTURA™

Raynor Innovations Series™

THE ULTIMATE IN DESIGN CHOICES

STEEL • INSULATION • STEEL

DELUXE ♦ 3-LAYER CONSTRUCTION

DURABILITY



16' x 8' Centura Baypoint in White with Dimensions™ Pinnacle Colonial and Ranch Windows



STYLE

SAFETY

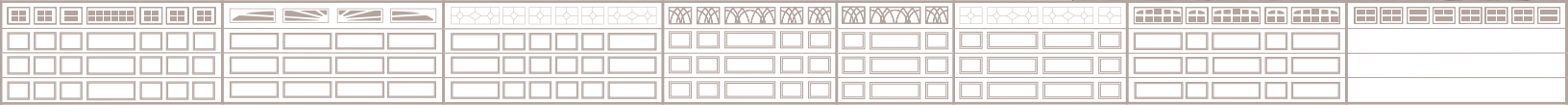


Centura™

T I M E L E S S S T Y L E

The Raynor Centura adds instant curb appeal to any home. But appearance is only half the story. Superior engineering makes timeless Centura doors as dependable as they are stylish.

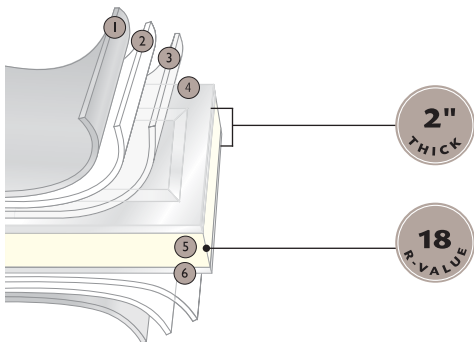
Centura doors are available in 3 standard and 11 optional door designs. Please see pages 6-7 for design choices.



2" Thick Sections


Centura's 2" thick door sections are made from strong, rust-resistant, 24-gauge embossed galvanized steel and are coated with a baked-on polyester paint finish for long life.

- ① Baked-on finish ② Epoxy primer
- ③ Galvanized layer ④ High-strength steel
- ⑤ Polyurethane insulation ⑥ High-strength steel



Colors

Standard



Optional



*Features the Kynar® paint process, which provides extended UV protection against fading.



16' x 7' Centura Riverside in White with Dimensions™
Diamond Colonial and Ranch Windows



2"	18
THICK	R-VALUE

Hardware



Centura doors feature galvanized steel track and steel wheel, ball bearing rollers for smooth, reliable operation.

Deluxe Warranty

Door Sections: "For As Long As You Own Your Home" against rust
Hardware/Springs: 5-Year

Carriage House Panel Option



Colonial embossments are spaced for a carriage house look. Add optional decorative hardware to complete the look. See page 7 for details.

CENTURA™

Centura Features

B U I L T T O B E W O R R Y F R E E




18' x 7' Centura Highcrest with standard White Interior Finish and Cascade Colonial and Ranch Snap-In Windows



Insulation, through our innovative process, fills 100% of the door's interior

space. The energy-saving polyurethane core delivers an exceptional 18 R-value and helps to reduce noise.



Thermal protection, provided by a continuous thermal break (A), prevents heat loss

and metal-to-metal contact between inside and outside surfaces. An air seal (B) blocks airflow between sections.



Finger protection is important to today's homeowner. As your door closes, the

exclusive Raynor Finger Protection System™ gently pushes fingers away from section joints.

① **Door sections** are constructed from hot-dipped galvanized steel and coated with a baked-on, fade-resistant polyester finish for maximum durability, rust-resistance and color retention.

② **Rollers** with steel wheels and ball bearings provide smooth, quiet operation.

③ **Springs** are designed to precisely match each door's weight for proper balance and smooth operation.

④ **Cable attachments** prevent accidents and injuries. The tamper-resistant counterbalance cable attachment cannot be released while the cable is under tension.

⑤ **Hinges**, made of high-quality steel, feature an attractive, low-profile design and are powdercoated white to provide maximum protection against rust.

⑥ **Vinyl weatherseal** along the bottom helps keep out wind and rain while an optional perimeter weatherseal creates a seal along the exterior top and sides of the door.

⑦ **Track** is adjustable so that the door always fits tightly against the door opening, preventing energy loss.

Decorative Windows

THE ULTIMATE IN ELEGANCE

Dimensions™

Acrylic Leaded & Beveled



Antique Charcoal Ranch



Antique Brass Ranch



Regency Brass Colonial



Expressions Brass Colonial

Frosted Beveled Glass



Sunrise Colonial



Sunrise Ranch



Pinnacle Colonial



Pinnacle Ranch

Frosted Leaded Glass



Diamond Colonial



Diamond Ranch



Ovals & Diamonds Ranch

Silkscreen Styles



Sherwood Colonial



Cathedral Colonial



Sunburst Ranch

Snap-In Styles



Sunburst Colonial



Sunburst Ranch



Stockton Colonial



Stockton Ranch



Cascade Colonial



Cascade Ranch



Sherwood Colonial



Cathedral Colonial



Sunray Ranch

Clear And Obscure

Clear Glass



Colonial



Ranch

Obscure Glass



Colonial



Ranch

Note: Windows are shown in one-car configurations, with the exception of Sunray Ranch.

Door Designs

ELEVATIONS AND SIZES

STANDARD

Centura doors come standard with these door designs.


Colonial




6'0" – 7'0" Height
4'0" – 5'8" Width




6'0" – 7'0" Height
5'9" – 6'11" Width




6'0" – 7'0" Height
7'0" – 10'3" Width



6'0" – 7'0" Height
10'4" – 13'6" Width



6'0" – 7'0" Height
13'7" – 19'5" Width



6'0" – 7'0" Height
19'6" – 20'0" Width




7'6" – 8'0" Height
4'0" – 5'8" Width




7'6" – 8'0" Height
5'9" – 6'11" Width




7'6" – 8'0" Height
7'0" – 10'3" Width



7'6" – 8'0" Height
10'4" – 13'6" Width



7'6" – 8'0" Height
13'7" – 19'5" Width



7'6" – 8'0" Height
19'6" – 20'0" Width


Ranch




6'0" – 7'0" Height
4'0" – 5'8" Width




6'0" – 7'0" Height
7'0" – 10'3" Width



6'0" – 7'0" Height
10'4" – 13'6" Width




6'0" – 7'0" Height
13'7" – 19'5" Width



6'0" – 7'0" Height
19'6" – 20'0" Width

Flush




6'0" – 7'0" Height
6'0" – 20'0" Width




7'6" – 8'0" Height
4'0" – 5'8" Width




7'6" – 8'0" Height
7'0" – 10'3" Width




7'6" – 8'0" Height
10'4" – 13'6" Width



7'6" – 8'0" Height
13'7" – 19'5" Width



7'6" – 8'0" Height
19'6" – 20'0" Width



7'6" – 8'0" Height
6'0" – 20'0" Width


OPTIONAL

Centura doors may be upgraded with these optional door designs.

Edgewater



6'0" – 7'0" Height
13'7" – 19'5" Width




7'6" – 8'0" Height
13'7" – 19'5" Width

Brookview



6'0" – 7'0" Height
13'7" – 19'5" Width




7'6" – 8'0" Height
13'7" – 19'5" Width

Millcreek




6'0" – 7'0" Height
7'0" – 10'3" Width




7'6" – 8'0" Height
7'0" – 10'3" Width

Riverside




6'0" – 7'0" Height
13'7" – 19'5" Width




7'6" – 8'0" Height
13'7" – 19'5" Width

Bridgeport



6'0" – 7'0" Height
10'4" – 13'6" Width




7'6" – 8'0" Height
10'4" – 13'6" Width

Springfield




6'0" – 7'0" Height
13'7" – 19'5" Width




7'6" – 8'0" Height
13'7" – 19'5" Width

Shoreland



6'0" – 7'0" Height
10'4" – 13'6" Width




7'6" – 8'0" Height
10'4" – 13'6" Width

Baypoint



6'0" – 7'0" Height
13'7" – 19'5" Width



7'6" – 8'0" Height
13'7" – 19'5" Width

Ridgelake



6'0" – 7'0" Height
10'4" – 13'6" Width



7'6" – 8'0" Height
10'4" – 13'6" Width

Highcrest



6'0" – 7'0" Height
13'7" – 19'5" Width



7'6" – 8'0" Height
13'7" – 19'5" Width

Note: Doors shown at standard sizes, actual appearance may vary.

Carriage House Panel Option



8' x 7' Centura Carriage House option in ClayTone

Capture the look of a carriage house door in a maintenance-free, energy-efficient design with the carriage house option. The carriage house option offers finger-protection and an 18.0 R-Value.

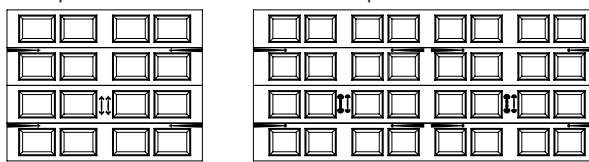
Panel Sizes

Carriage House Option is available in:

Widths: 7'10" to 10'4" (single car) and 15'6" to 19" (double car)

Heights: 6'0", 6'3", 6'6", 6'9", 7'0", 7'6", 7'9", 8'0"

Example of decorative face hardware placement.



1-car door shown in 9' x 7'

2-car door shown in 16' x 7'

Optional Decorative Face Hardware



Fleur-de-lis Handles

Bean Handles

Fleur-de-lis Strap

Bean Strap

Add character to your door with attractive decorative face hardware. The black matte powdercoated straps and handles are designed to appear hand-forged, adding a historically-accurate dimensional quality to your door. Choose from handles and 18" hinge straps with Bean or Fleur-de-lis designs.

Openers

C O N V E N I E N T A N D R E L I A B L E



Raynor offers a full line of powerful, reliable, garage door openers that provide maximum security and convenience. Choose from 1/3 to 3/4 horsepower chain, belt and screw drive openers that feature advanced electronics and long-lasting performance year in and year out. With the best warranties in the industry, Raynor openers carry warranties varying from lifetime on motor to 1 year on components.

For super-quiet operation, select models featuring the Motor Vibration Isolation System, a revolutionary technology that is trouble-free, year after year. Designed to protect you and your family, safety and security features include the PosiLock™ Security System, adjustable light delay, Protector System® photoelectric eyes, and Safety Signal™ hand-held transmitters.



The in-vehicle universal remote control.
See your automobile dealer for availability.

For more information on Raynor openers, find the authorized dealer nearest you at www.raynor.com or call 800-4-RAYNOR (472-9667).

Find your local Raynor Dealer at www.raynor.com

Professional Installation

D E P E N D O N Y O U R R A Y N O R D E A L E R



When you select Raynor, you're not just getting a superior garage door — you're also getting professional garage door installation and service expertise.

Every Raynor garage door is installed by a trained Raynor professional. And that means added benefits for you. First, you won't have to deal with it yourself. And because it's done right the first time, your door will deliver performance and reliability from the day it's installed.


Your technician will check your door for everything from safety to performance to appearance. Trust your Raynor garage door to someone who knows it better than anyone else — your professional Raynor Dealer.



www.raynor.com

1-800-4-RAYNOR (472-9667)

Raynor Worldwide • P.O. Box 448, 1101 East River Road • Dixon, IL 61021-0448



This information was as complete and factual as possible at the time it was printed. We do, however, reserve the right to make product changes in specifications and availability without notice. Product colors have been reproduced as well as possible with present commercial printing processes. For absolute accuracy in color matching, use actual product samples.

Features and options may be different in countries other than the United States. Kynar® is a registered trade name of Elf Arochem, NA.